



## Anti-Human IL-6 Azide Free


### PRODUCT SPECIFICATIONS

<b>Catalogue N°</b>	857.730.000 - 200µg / 200µl 857.730.005 - 500µg / 500µl
<b>Target species</b>	Human
<b>Specificity</b>	Recognises both natural and recombinant human IL-6
<b>Clone</b>	B-E4
<b>Application</b>	ELISA
<b>Hybridoma</b>	Myeloma X63/AG.8653 x Balb/c spleen cells
<b>Immunisation</b>	Recombinant human IL-6
<b>Quantity</b>	200µg or 500µg (Discovery Size also available please enquire)
<b>Isotype</b>	Mouse IgG2b Kappa light chain
<b>Format</b>	Phosphate-buffered saline. Sterile-filtered through 0.22 µm. Carrier and preservative free
<b>Storage</b>	Stable at +2-8°C for 12 months. For longer storage freeze aliquots.

### REFERENCES

Kalai, M. et al., Blood,1997; 89(4): 1319-33. - [Pubmed link](#) 

Lu, Z. Y. et al., Blood,1995; 86(8): 3123-31. - [Pubmed link](#) 

Wijdenes, J. et al., Mol Immuno.,1991;28(11): 1183-92. - [Pubmed link](#) 

### BACKGROUND

Interleukin-6 (IL-6) is a multi-functional cytokine that regulates immune responses, acute phase reactions and hematopoiesis and may play a central role in host defense mechanisms. The gene for human IL-6 has been localized to chromosome 7p21. The genomic sequence has been determined. IL-6 is usually not produced constitutively by normal cells, but its expression is readily induced by a variety of cytokines, lipopolysaccharide or viral infections. The IL-6 gene product is a single chain protein with a molecular mass ranging from 21 to 28 kDa, depending on the cellular source. Extensive posttranslational modifications like N- and O-linked glycosylation as well as phosphorylation seem to account for this heterogeneity. The cDNA for IL-6 predicts a precursor protein of 212 amino

### Discover Diaclone

With over 30 years experience and extensive expertise, we are committed to providing excellence in Monoclonal Antibody and Immunoassay development.

The expanding range of Diaclone Immunology products is specifically designed to advance research applications.

Our experience and expertise coupled to the diversity and quality of our product range makes Diaclone a clear choice to :

### Fast Track Your Research

#### Diaclone products



6 rue Dr Jean-François-Xavier Girod  
BP 1985  
25020 Besançon cedex  
France

Tel : +33 (0)3 81 41 38 38  
Fax : +33 (0)3 81 41 36 36

Email : [Info@diaclone.com](mailto:Info@diaclone.com)

[www.diaclone.com](http://www.diaclone.com)

acids. IL-6 is a pleiotropic cytokine produced by a variety of cells. It acts on a wide range of tissues, exerting growth-induction, growth-inhibition, and differentiation respectively, depending on the nature of the target cells.

IL-6 is involved in

- the induction of B-cell differentiation,
- the induction of acute phase proteins in liver cells,
- growth promotion of myeloma/plasmacytoma/hybridoma cells,
- induction of IL-2 and IL-2 receptor expression,
- proliferation and differentiation of T cells,
- inhibition of cell growth of certain myeloid leukemic cell lines and induction of their differentiation to macrophages,
- enhancement of IL-3-induced multipotential colony cell formation in hematopoietic stem cells and induction of maturation of megakaryocytes as a thrombopoietic factor,
- induction of mesangial cell growth,
- induction of neural differentiation of PC 12 cells and
- induction of keratinocyte growth

The abnormal production of IL-6 was first suggested to be related to polyclonal B-cell activation with autoantibody production in patients with cardiac myxoma (9). Since then, IL-6 has been suggested to be involved in the pathogenesis of a variety of diseases. Measurement of IL-6 levels in serum and other body fluids thus provides more detailed insights into various pathological situations. For example:

#### **Infections:**

Body fluids of patients with acute local bacterial or viral infections and serum of patients with gram-negative or positive bacteremia contain elevated levels of biologically active IL-6 (7, 16).

#### **Obstetric Infections:**

IL-6 has emerged as a reporter cytokine for intra-amniotic infection.

**Diseases associated with an altered immune system** (polyclonal B-cell abnormalities or autoimmune diseases):

Elevated levels of circulating IL-6 have been detected in patients with cardiac myxoma, Castleman's disease, rheumatoid arthritis, IgM gammopathy and in those with acquired immunodeficiency syndrome as well as alcoholic liver cirrhosis.

#### **Proliferative diseases:**

Elevated plasma levels of IL-6 are observed in patients with psoriasis and mesangial proliferative glomerulonephritis.

#### **Neoplastic Diseases:**

Increased systemic levels of IL-6 have been detected in patients with multiple myeloma, other B-cell dyscrasias, Lennert's T lymphoma, Castleman's disease, renal cell carcinoma and various other solid tumors.

#### **Inflammatory responses:**

IL-6 is involved in the induction of acute phase proteins and induction of fever. Elevated serum levels of IL-6 are also found in patients with severe burns, in serum and plasma as a marker for predicting postoperative complications, in serum and urine of recipients of kidney transplants before rejection, in the serum of septic shock patients and in patients with inflammatory arthritis and traumatic arthritis.

